


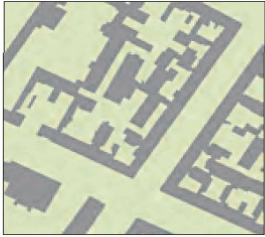
Housing Types Based on Shares of Private/ Semi-Public Green Spaces



Closed block developments (before 1918), including integrated blocks with preservation-oriented rehabilitation




Core areas



Mixed areas



20th century free row developments with large green quadrangles




De-cored blocks of redevelopment areas and compact, high-rise developments of the '90s



Large estates with generous green spaces between the buildings



Single-family housing developments and low-density residential developments of the '90s



Row-house developments and low-density residential developments of the '90s

Extremely slight share of private/ semi-public open spaces

Slight to medium share of private/ semi-public open spaces

Medium to high share of private/ semi-public open spaces